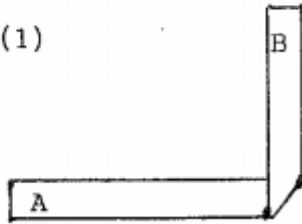


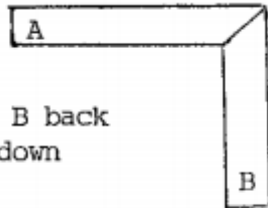
Directions for Making Palm Crosses

(1)



Fold B Forward and Up

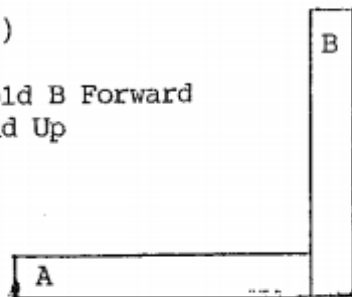
(2)



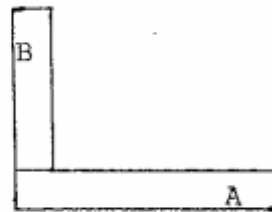
Fold B back and down

(3)

Fold B Forward and Up



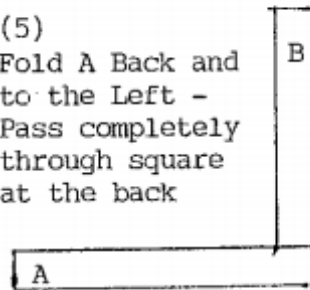
(4)



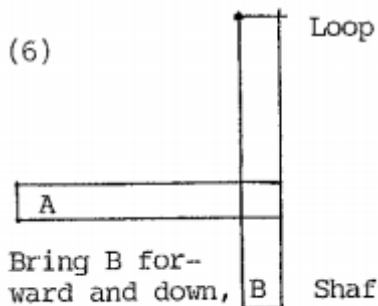
Fold A Forward and to the Right

(5)

Fold A Back and to the Left - Pass completely through square at the back

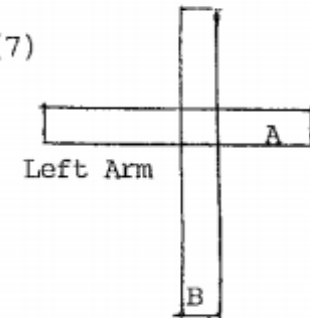


(6)



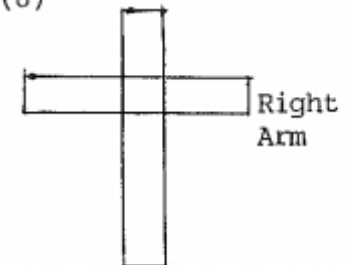
Bring B forward and down, passing through square at front - This makes upper loop and shaft

(7)



Loop A to the back passing through square at the left to form the arm

(8)



Loop A to the back to pass again through square at back to form right arm

Hint: Always keep palm facing you in same direction.